



#### Dimensions

Product dimensions (mm)	ø108 x 210
Packing dimensions (mm)	160 x 330 x 170
Net weight (g)	1000
Gross weight (Kg)	1,1

#### Scheme





Scheme



## Monobloc cylindrical spotlight from the TROLL family Luxcan.

### DESCRIPTION

Monobloc cylindrical spotlight from the TROLL family Luxcan setting an advanced and innovative thermal balance system through passive dissipation with stable colour temperature of 4000° K (neutral white) optimised to be used as general & accent lighting for commercial areas shop-windows and different indoor spaces. Designed for Installation on the TROLL triphasic track. Body built in extruded aluminium painted with high quality AXALTA coatings finished in black. Luminaire built-in a reflector made of high purity aluminium with an angle beam of 12°. Luminaire sets a 25 W LED source with CRI higher than 80 % and a chromatic dispersion lower than 3 SDCM. Luminaire sets a ball joint system which allows rotation 355° and tilting 90°. Fixture has a luminous flux of 2815 Lm, with an efficiency of 103,1 Lm/W and a total consumption of 27,3 W. The average life for the luminaire is 50000 h (stabilised at a minimum flux of 70 % from the original). Luminaire built-in an auxiliary gear 1-10V Dimmable fed at 220-240V; 50/60 Hz.

Item code	11.1523.2412.04
Product type	Indoor Lighting
Category	Tracklights
Family	Luxcan
Subfamily	Luxcan R
Materials	Body built in extruded aluminium painted with high quality AXALTA coatings.
Optical system	Luminaire built-in a reflector made of high purity aluminium.
Installation instructions	Luminaire designed for Installation on the TROLL triphasic track.
Pictograms	   

#### Product

Real power (W)	27,3
Real luminous flux (Lm)	2815
Luminous efficiency (Lm/W)	103,1
Beam angle (°)	12
Life time (h)	50000
IP	20
Electrical class insulation	Class 1
Operating temperature	from -20°C to 35°C
Electrical feeding	220..240V, 50/60Hz
Colour (RAL)	Black(9005)
Energy efficiency class	A+

#### Control gear

Control gear included	Yes
Control gear	1-10V Dimmable Electronic Control Gear
Power Factor	0,98

#### Light source

Light source included	Yes
Light source	Led
Nominal power (W)	25
Nominal luminous flux (Lm)	3500
Average life time (h)	50000
Colour temperature (K)	4000
Colour consistency (SDCM)	3
CRI	80

#### Photometry

Photometry



Accessories

11.1523.0002.04

Honeycomb mesh for Luxcan Lens models.

2427/04

Surface base for spotlights with tree-phase adapter.

Picture



Scheme

