

Dimensions

Product dimensions (mm)	ø108 x 210
Packing dimensions (mm)	330 x 160 x 170
Net weight (g)	1000
Gross weight (Kg)	1,1

Scheme





Scheme



Monobloc cylindrical spotlight from the TROLL family Luxcan.

DESCRIPTION

Monobloc cylindrical spotlight from the TROLL family Luxcan setting an advanced and innovative thermal balance system through passive dissipation with stable colour temperature of 3000° K (warm white) optimised to be used as general & accent lighting for commercial areas shop-windows and different indoor spaces. Designed for Installation on the TROLL triphasic track. Body built in extruded aluminium painted with high quality AXALTA coatings finished in black. Luminaire built-in a reflector made of high purity aluminium with an angle beam of 12°. Luminaire sets a 13 W LED source with CRI higher than 80 % and a chromatic dispersion lower than 3 SMCD. Luminaire sets a ball joint system which allows rotation 355° and tilting 90°. Fixture has a luminous flux of 1139 Lm, with an efficiency of 76 Lm/W and a total consumption of 15 W. The average life for the luminaire is 50000 h (stabilised at a minimum flux of 70 % from the original). Luminaire built-in an auxiliary gear DALI Dimmable fed at 220-240V; 50/60 Hz.

Item code	11.1523.3362.21
Product type	Indoor Lighting
Category	Tracklights
Family	Luxcan
Subfamily	Luxcan R
Materials	Body built in extruded aluminium painted with high quality AXALTA coatings.
Optical system	Luminaire built-in a reflector made of high purity aluminium.
Installation instructions	Luminaire designed for Installation on the TROLL triphasic track.
Pictograms	   

Product

Real power (W)	15
Real luminous flux (Lm)	1139
Luminous efficiency (Lm/W)	76
Beam angle (°)	12
Life time (h)	50000
IP	20
Electrical class insulation	Class 1
Operating temperature	from -20°C to 35°C
Electrical feeding	220..240V, 50/60Hz
Colour (RAL)	Grey(9006)
Energy efficiency class	A+

Control gear

Control gear included	Yes
Control gear	DALI Dimmable Electronic Control Gear

Light source

Light source included	Yes
Light source	Led
Nominal power (W)	13
Nominal luminous flux (Lm)	1900
Colour temperature (K)	3000
Colour consistency (SDCM)	3
CRI	80

Photometry

Photometry



Accessories

11.1523.0002.04

Honeycomb mesh for Luxcan Lens models.

2427/04

Surface base for spotlights with tree-phase adapter.

Picture



Scheme

