



Dimensions

| | |
|-------------------------|-----------------|
| Product dimensions (mm) | ø108 x 210 |
| Packing dimensions (mm) | 330 x 160 x 170 |
| Net weight (g) | 1000 |
| Gross weight (Kg) | 1,1 |

Scheme





Scheme



Monobloc cylindrical spotlight from the TROLL family Luxcan.

DESCRIPTION

Monobloc cylindrical spotlight from the TROLL family Luxcan setting an advanced and innovative thermal balance system through passive dissipation with stable colour temperature of 4000° K (warm white) optimised to be used as general & accent lighting for commercial areas shop-windows and different indoor spaces. Designed for Installation on the TROLL triphasic track. Body built in extruded aluminium painted with high quality AXALTA coatings finished in grey. Luminaire built-in a reflector made of high purity aluminium with an angle beam of 24°. Luminaire sets a 13 W LED source with CRI higher than 80 % and a chromatic dispersion lower than 3 SMCD. Luminaire sets a ball joint system which allows rotation 355° and tilting 90°. Fixture has a luminous flux of 1184 Lm, with an efficiency of 79 Lm/W and a total consumption of 15 W. The average life for the luminaire is 50000 h (stabilised at a minimum flux of 70 % from the original). Luminaire built-in an auxiliary gear DALI Dimmable fed at 220-240V; 50/60 Hz.

| | |
|---------------------------|---|
| Item code | 11.1523.3464.21 |
| Product type | Indoor Lighting |
| Category | Tracklights |
| Family | Luxcan |
| Subfamily | Luxcan R |
| Materials | Body built in extruded aluminium painted with high quality AXALTA coatings. |
| Optical system | Luminaire built-in a reflector made of high purity aluminium. |
| Installation instructions | Luminaire designed for Installation on the TROLL triphasic track. |
| Pictograms |     |

Product

| | |
|-----------------------------|--------------------|
| Real power (W) | 15 |
| Real luminous flux (Lm) | 1184 |
| Luminous efficiency (Lm/W) | 79 |
| Beam angle (°) | 24 |
| Life time (h) | 50000 |
| IP | 20 |
| Electrical class insulation | Class 1 |
| Operating temperature | from -20°C to 35°C |
| Electrical feeding | 220..240V, 50/60Hz |
| Colour (RAL) | Grey(9006) |
| Energy efficiency class | A+ |

Control gear

| | |
|-----------------------|---------------------------------------|
| Control gear included | Yes |
| Control gear | DALI Dimmable Electronic Control Gear |

Light source

| | |
|----------------------------|------|
| Light source included | Yes |
| Light source | Led |
| Nominal power (W) | 13 |
| Nominal luminous flux (Lm) | 2000 |
| Colour temperature (K) | 4000 |
| Colour consistency (SDCM) | 3 |
| CRI | 80 |

Photometry

Photometry



Accessories

11.1523.0002.04

Honeycomb mesh for Luxcan Lens models.

2427/21

Surface base for spotlights with tree-phase adapter.

Picture



Scheme

