


---

**Dimensions**


---

Product dimensions (mm)	Ø108 x 210
Packing dimensions (mm)	160 x 330 x 170
Net weight (g)	1000
Gross weight (Kg)	1,1

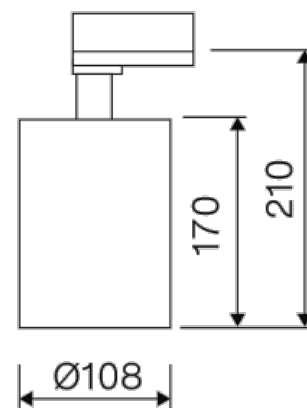
---



---

**Scheme**


---

**Scheme**







---

**LUXCAN R 3400 12° E 63 830 3F**


---

**DESCRIPTION**

Luxiona spotlight with cylindrical shape from the TROLL family Luxcan R. Luminaire specially designed for general or accent lighting in commercial spaces, show-windows, and other interior spaces. The projector is installed on the TROLL three-phase track system. Spotlight designed with driver built-in the head. Body is made of die-cast aluminium and polycarbonate with finishes in White. Spotlight allows tilting 90° and rotation of 355°. Luminaire has a protection degree vs. environmental of IP20. Spotlight sets in a reflector made of high vacuum aluminised polycarbonate with angle beam of 12°. luminaire built-in a 25 W LED light source with colour temperature of 3000K, colour reproduction over 80% and a colour consistency of 3 SDMC. Luminaire's luminous output is 2618 Lm, with a luminous efficacy of 91,55 Lm/W, and total consumption of 28,6 W. Luminaire life is (h) 50000 [L70B10], luminaire adds in an Electronic Control Gear built in the adapter fed at: 220...240V 50/60Hz.

Item code	11.1523.8312.63
Product type	Indoor Lighting
Category	Tracklights
Family	Luxcan
Subfamily	Luxcan R
Materials	Spotlight designed with driver built-in the head. Body is made of die-cast aluminium and polycarbonate with finishes in White.
Optical system	Spotlight sets in a reflector made of high vacuum aluminised polycarbonate with angle beam of 12°.
Installation instructions	The projector is installed on the TROLL three-phase track system.
Pictograms	   

---

**Product**


---

Real power (W)	28,6
Real luminous flux (Lm)	2618
Luminous efficiency (Lm/W)	91,55
Beam angle (°)	12
Life time (h)	50000 (L70B10)
IP	IP20
Electrical class insulation	Class 1
Operating temperature	from -20°C to 35°C
Electrical feeding	220..240V, 50/60Hz
Colour (RAL)	White(9003)
Energy efficiency class	A+

---



---

**Control gear**


---

Control gear included	Yes
Control gear	Electronic Control Gear
Power Factor	0,98
Flicker Free	Flicker Free

---



---

**Light source**


---

Light source included	
Light source	Led
Type of LED	CoB
Nominal power (W)	25
Nominal luminous flux (Lm)	3400
Average life time (h)	50000
Colour temperature (K)	3000
Colour consistency (SDCM)	3
CRI	80

---



---

**Accessories**


---

---

11.1523.0002.04 Honeycomb mesh for Luxcan Lens models.

2427/33

Surface base for spotlights with tree-phase adapter.

---

Picture



---

Scheme

