

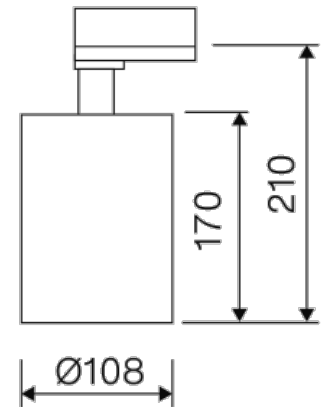


#### Dimensions

Product dimensions (mm)	Ø108 x 210
Packing dimensions (mm)	160 x 330 x 170
Net weight (g)	1000
Gross weight (Kg)	1,1

#### Scheme





#### Scheme



### LUXCAN R 2000 24° E 04 840 3F

#### DESCRIPTION

Luxiona spotlight with cylindrical shape from the TROLL family Luxcan R. Luminaire specially designed for general or accent lighting in commercial spaces, show-windows, and other interior spaces. The projector is installed on the TROLL three-phase track system. Spotlight designed with driver built-in the head. Body is made of die-cast aluminium and polycarbonate with finishes in Black. Spotlight allows tilting 90° and rotation of 355°. Luminaire has a protection degree vs. environmental of IP20. Spotlight sets in a reflector made of high vacuum aluminised polycarbonate with angle beam of 24°. luminaire built-in a 13 W LED light source with colour temperature of 4000K, colour reproduction over 80% and a colour consistency of 3 SDMC. Luminaire's luminous output is 1184 Lm, with a luminous efficacy of 78,95 Lm/W, and total consumption of 15 W. Luminaire life is (h) 50000 [L70B10], luminaire adds in an Electronic Control Gear built in the adapter fed at: 220...240V 50/60Hz.

Item code	11.1523.8464.04
Product type	Indoor Lighting
Category	Tracklights
Family	Luxcan
Subfamily	Luxcan R
Materials	Spotlight designed with driver built-in the head. Body is made of die-cast aluminium and polycarbonate with finishes in Black.
Optical system	Spotlight sets in a reflector made of high vacuum aluminised polycarbonate with angle beam of 24°.
Installation instructions	The projector is installed on the TROLL three-phase track system.
Pictograms	   

#### Product

Real power (W)	15
Real luminous flux (Lm)	1184
Luminous efficiency (Lm/W)	78,95
Beam angle (°)	24
Life time (h)	50000 (L70B10)
IP	IP20
Electrical class insulation	Class 1
Operating temperature	from -20°C to 35°C
Electrical feeding	220..240V, 50/60Hz
Colour (RAL)	Black(9005)
Energy efficiency class	A

#### Control gear

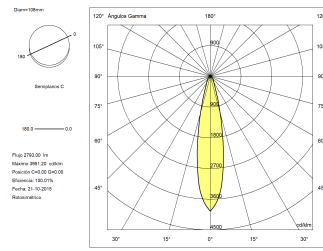
Control gear included	Yes
Control gear	Electronic Control Gear
Power Factor	0,98
Flicker Free	Flicker Free

#### Light source

Light source included	
Light source	Led
Type of LED	CoB
Nominal power (W)	13
Nominal luminous flux (Lm)	2000
Colour temperature (K)	4000
Colour consistency (SDCM)	3
CRI	80

#### Photometry

Photometry



Accessories

11.1523.0002.04

Honeycomb mesh for Luxcan Lens models.

2427/04

Surface base for spotlights with tree-phase adapter.

Picture



Scheme

