

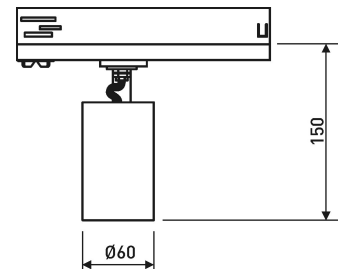


#### Dimensions

|                         |               |
|-------------------------|---------------|
| Product dimensions (mm) | ø60 x 100     |
| Packing dimensions (mm) | 240 x 75 x 75 |
| Net weight (g)          | 575           |
| Gross weight (Kg)       | 0,725         |

#### Scheme





#### Scheme



## Monobloc cylindrical spotlight from the TROLL family Luxcan Mini.

### DESCRIPTION

Monobloc cylindrical spotlight from the TROLL family Luxcan Mini setting an advanced and innovative thermal balance system through passive dissipation with stable colour temperature of 4000° K (neutral white) optimised to be used as general & accent lighting for commercial areas shop-windows and different indoor spaces. Designed for installation on the TROLL triphasic track. Body built in extruded aluminium painted with high quality AXALTA coatings finished in dark grey. Luminaire built-in an optical system based on a TIR lens to define a perfect beam without halos with an angle beam of 15°. Luminaire sets a 12 W LED source with CRI higher than 90 % and a chromatic dispersion lower than 3 SDCM. Luminaire sets a ball joint system which allows rotation 355° and tilting 90°. Fixture has a luminous flux of 1094 Lm, with an efficiency of 72,9 Lm/W and a total consumption of 15 W. The average life for the luminaire is 50000 h (stabilised at a minimum flux of 70 % from the original). Luminaire built-in an auxiliary gear ON/OFF fed at 220-240V; 50/60 Hz.

|                           |   |
|---------------------------|---|
| Item code                 | 11.1839.1941.22   |
| Product type              | Indoor Lighting   |
| Category                  | Tracklights   |
| Family                    | Luxcan  |
| Subfamily                 | Luxcan Mini   |
| Materials                 | Body built in extruded aluminium painted with high quality AXALTA coatings  |
| Optical system            | Luminaire built-in an optical system based on a TIR lens to define a perfect beam without halos.  |
| Installation instructions | Luminaire designed for installation on the TROLL triphasic track.   |
| Pictograms                |     |

#### Product

|                             |                    |
|-----------------------------|--------------------|
| Real power (W)              | 15                 |
| Real luminous flux (Lm)     | 1094               |
| Luminous efficiency (Lm/W)  | 72,9               |
| Beam angle (°)              | 15                 |
| Life time (h)               | 50000              |
| IP                          | 20                 |
| Electrical class insulation | Class 1            |
| Operating temperature       | from -20°C to 35°C |
| Electrical feeding          | 220..240V, 50/60Hz |
| Colour (RAL)                | Dark grey(9007)    |
| Energy efficiency class     | A                  |

#### Control gear

|                       |                         |
|-----------------------|-------------------------|
| Control gear included | Yes                     |
| Control gear          | Electronic Control Gear |
| Power Factor          | 0,98                    |

#### Light source

|                            |      |
|----------------------------|------|
| Light source included      | Yes  |
| Light source               | Led  |
| Nominal power (W)          | 12   |
| Nominal luminous flux (Lm) | 1600 |
| Colour temperature (K)     | 4000 |
| Colour consistency (SDCM)  | 3    |
| CRI                        | 80   |

#### Photometry

Photometry

