



## Decorative square sconce with indirect light from the Eclipse TROLL family.

### DESCRIPTION

Decorative square sconce with indirect light from the Eclipse TROLL family setting an advanced and innovative thermal balance system through passive dissipation with stable colour temperature of 3000° K (warm white) optimised to be used in passing areas, entrances, staircases or similar areas. Luminaire has been designed for wall surface mounting. Luminaire body made of aluminium finished in black. Luminaire sets a 9 W LED source with CRI higher than 85 % and a chromatic dispersion lower than 3 SMCD. Fixture has a luminous flux of 1030 Lm, with an efficiency of 93,6Lm/W and a total consumption of 111 W. The average life for the luminaire is 50000 h (established at a minimum flux of 70 % from the original). Luminaire built-in an auxiliary gear ON/OFF at 220-240V; 50/60 Hz.

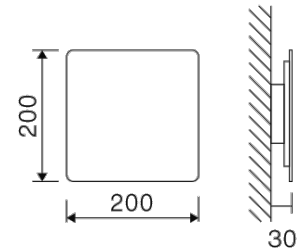
Item code	11.1914.2301.04
Product type	Indoor Lighting
Category	Wall Luminaires
Family	Eclipse
Subfamily	Eclipse Square
Materials	Luminaire body made of aluminium finished in black.
Installation instructions	Luminaire has been designed for wall surface mounting.
Pictograms	 

### Dimensions

Product dimensions (mm)	200 x 200 x 30
Packing dimensions (mm)	210 x 210 x 50
Net weight (g)	467
Gross weight (Kg)	0,54

### Scheme

#### Scheme



### Product

Real power (W)	11
Real luminous flux (Lm)	1030
Luminous efficiency (Lm/W)	93,6
Life time (h)	50000
IP	20
Electrical class insulation	Class 1
Operating temperature	from -20°C to 35°C
Electrical feeding	220..240V, 50/60Hz
Colour (RAL)	Black
Energy efficiency class	A+

### Control gear

Control gear included	Yes
Control gear	Electronic Control Gear
Power Factor	0,9

### Light source

Light source included	Yes
Light source	Led
Nominal power (W)	9
Nominal luminous flux (Lm)	1300
Colour temperature (K)	3000
Colour consistency (SDCM)	3
CRI	80

### Photometry

#### Photometry

