




Dimensions

Product dimensions (mm)	36 x 1512,5 x 63
Packing dimensions (mm)	95 x 1580 x 55
Net weight (g)	2633
Gross weight (Kg)	2,833

Scheme

Scheme



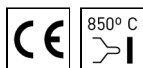
1512 mm length minimalist LED linear luminaire for single use or continuous lines construction from the TROLL family Essence.

DESCRIPTION

1512 mm length minimalist LED linear luminaire for single use or continuous lines construction from the TROLL family Essence setting an advanced and innovative thermal balance system through passive dissipation with stable colour temperature of 3000° K (warm white) optimised to be used as general indoor lighting for offices, hospitals commercial areas or residential & contract spaces. Designed for wall surface mounted. Luminaire body built in extruded aluminium finished in grey. Luminaire is IP40. Luminaire built-in an Polycarbonate opal diffuser with an angle beam of 85°. Luminaire sets a 48 W LED source with CRI higher than 85 % and a chromatic dispersion lower than 3 SMCD. Fixture has a luminous flux of 3251 Lm, with an efficiency of 66,3 Lm/W and a total consumption of 49 W. The average life for the luminaire is 50000 h (stabilised at a minimum flux of 70 % from the original). Luminaire built-in an auxiliary gear ON/OFF fed at 220-240V; 50/60 Hz.

Item code	138AP/L1583/21
Product type	IN
Category	Surface Linears
Family	Essence
Subfamily	Essence Led
Materials	Luminaire body built in extruded aluminium.
Optical system	Luminaire built-in a Polycarbonate opal diffuser.
Installation instructions	Luminaire designed for wall surface mounted.

Pictograms



Product

Real power (W)	49
Real luminous flux (Lm)	3251
Luminous efficiency (Lm/W)	66,3
Beam angle (°)	86
Life time (h)	50000
IP	40
Electrical class insulation	Class 1
Operating temperature	from -20°C to 35°C
Electrical feeding	220..240V, 50/60Hz
Colour	Grey
Energy efficiency class	A

Control gear

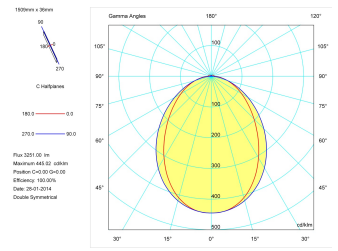
Control gear included	Yes
Control gear	Electronic Control Gear

Light source

Light source included	Yes
Light source	Led
Nominal power (W)	48
Nominal luminous flux (Lm)	5980
Colour temperature (K)	3000
Colour consistency (SDCM)	3
CRI	80

Photometry

Photometry



Accessories

ALC/138

Aligner for continuous lines.