

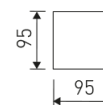


**Dimensions**

Product dimensions (mm) 95 x 900 x 95

**Scheme**

Scheme



28W L=900  
36W L= 1200  
45W L= 1500

**900 mm length LED linear luminaire, middle module for continuous lines construction from the TROLL family Online.**

**DESCRIPTION**

900 mm length LED linear luminaire, middle module for continuous lines construction from the TROLL family Online setting an advanced and innovative thermal balance system through passive dissipation with stable colour temperature of 4000° K (neutral white) optimised to be used as general lighting of offices, schools, commercial areas or architectural spaces. Designed for ceiling surface mounted or suspended. Luminaire body built in extruded aluminium finished in white. Luminaire built-in an asymmetrical reflector made of bright darklight aluminium with an angle beam of wallwasher. Luminaire sets a 27 W LED source with CRI higher than 85 % and a chromatic dispersion lower than 3 SMCD. Fixture has a luminous flux of 2132 Lm, with an efficiency of 73,5 Lm/W and a total consumption of 29 W. The average life for the luminaire is 60000 h (stabilised at a minimum flux of 70 % from the original). Luminaire built-in an auxiliary gear Dimmable 1-10V fed at 220-240V; 50/60 Hz.

Item code	48M6/L0984D/33
Product type	IN
Category	Surface Linears
Family	Online
Subfamily	Online-W
Materials	Luminaire body built in extruded aluminium.
Optical system	Luminaire built-in an asymmetrical reflector made of bright darklight aluminium.
Installation instructions	Luminaire designed for ceiling surface mounted or suspended.

Pictograms



**Product**

Real power (W)	29
Real luminous flux (Lm)	2132
Luminous efficiency (Lm/W)	73,5
Beam angle (°)	60 + 24
Life time (h)	60000
IP	20
Electrical class insulation	Class 1
Operating temperature	from -20°C to 35°C
Electrical feeding	220..240V, 50/60Hz
Colour	White
Energy efficiency class	A

**Control gear**

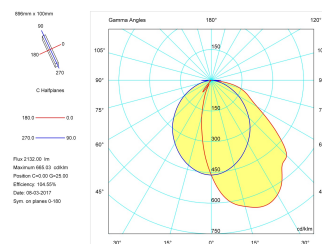
Control gear included	Yes
Control gear	1-10V Dimmable Electronic Control Gear
Factor de potencia	0,97

**Light source**

Light source included	Yes
Light source	Led
Nominal power (W)	27
Nominal luminous flux (Lm)	3900
Colour temperature (K)	4000
Colour consistency (SDCM)	3
CRI	80

**Photometry**

Photometry



---

Accessories

---

138/511/33

Suspension without fed wiring.

---

Picture



---

138D/510/33

Suspension with connection - 5 poles.

---

Picture




---

48/1200/33

End section 1200mm.

---

Picture




---

48/1500/33

End section 1500mm.

---

Picture



---

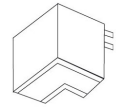
48/501/33

90° elbow.

---

---

Picture



---

48/507/33

End covers

---

Picture



---

48M/511/33

Steel suspension cable (for double module).